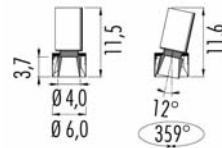
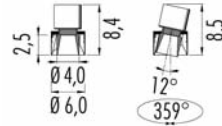


Pop 03 $\varnothing 6,0$ trimless (only for plasterboard)



□	Frame
02 ●	Black
06 ○	White
C1 ●	Copper Anodized
S1 ●	Brass Anodized

Finishes C1 and S1 are available from 30/09/2019

IP20

12V

3P03.200. □ **GU4** max 35W

3KIT.201.050 max 50VA

Dimmable gear: IGBT

IP40

350m/A

3P03.2 ■ S. □

LED 11W

CRI>90

■ Led color

Nominal lm

▲ Beam spread

2 = 2700 °K

1195

22°

3 = 3000 °K

1257

4 = 4000 °K

1313

© (m-M) Driver

3KIT.350.1L (1-1) on/off

3KIT.350.25 (2-2) on/off

3KIT.351.40 (1-3) DALI - Push - 1...10V
Remote installation

3KIT.352.15 (1-1) DALI

3KIT.353.15 (1-1) Push - 1...10V

3KIT.354.18 (1-1) IGBT - TRIAC

Emergency unit: (inverter + battery, Driver not included)

3KIT.900.01 (1-1) 1:00 hour

3KIT.900.03 (1-1) 3:00 hours

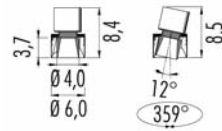

Remote installation

Housing for plasterboard $\varnothing 7,6$ cm

● **1Z00.060.01**

(m-M) = min. Led unit - Max Led unit.
Led and Emergency unit, warranty only when used together with driver bought from Oty srl.

Pop 03 NaNo Ø 6,0 trimless (only for plasterboard)



<input type="checkbox"/>	Frame
02	● Black
06	○ White
C1	● Copper Anodized
S1	● Brass Anodized

Available from 30/09/2019

IP40	Ⓢ	CE	▽	Ⓢ
250m/A	LED 8W	CRI>90		
3N03.2 ■ S. □				
■ Led color	Nominal lm	▲ Beam spread		
2 = 2700 °K	779	22°		
3 = 3000 °K	819			
4 = 4000 °K	855			

© (m-M) Driver

3KIT.250.1L (1-1) on/off

3KIT.251.28 (1-3) DALI - Push - 1...10V
Remote installation

3KIT.252.12 (1-1) DALI

3KIT.253.13 (1-1) Push - 1...10V

3KIT.254.12 (1-1) IGBT - TRIAC

Emergency unit: (inverter + battery, Driver not included)

3KIT.900.01 (1-1) 1:00 hour

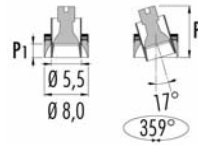
3KIT.900.03 (1-1) 3:00 hours
Remote installation

Housing for plasterboard  Ø 7,6cm

● **1Z00.060.01**

(m-M) = min. Led unit - Max Led unit.
Led and Emergency unit, warranty only when used
together with driver bought from Oty srl.

Pop 03 Ø 8,0 trimless (for plasterboard and brickwork)



Pop P03		P	P1
3P03.210.□	GU10	11,0	2,5
3P03.211.□	GU10 led	—	2,5
4P03.211.□	GU10 led + honeycomb	—	2,5
3P03.220.□	GU5.3	9,4	2,5
4P03.220.□	GU5.3 led + honeycomb	—	2,5
3P03.K■S.□	led 9,5W IP40	11,4	2,5
4P03.K■S.□	led 9,5W IP40 + honeycomb	11,9	2,5

□	Frame
02 ●	Black
06 ○	White
C1 ●	Copper Anodized
S1 ●	Brass Anodized

Finishes C1 and S1 are available from 30/09/2019

IP20

220V ÷ 240V

3P03.210.□ GU10 max 50W

3P03.211.□ GU10 led

4P03.211.□ GU10 led

With honeycomb

IP20

12V

3P03.220.□ GU5.3 max 50W

4P03.220.□ GU5.3 led

With honeycomb

3KIT.201.050 max 50VA

Dimmable gear: IGBT

IP40 Flicker < 20%

220V ÷ 240V

3P03.K■S.□ dimm IGBT - TRIAC CRI>90

4P03.K■S.□ dimm IGBT - TRIAC

With honeycomb

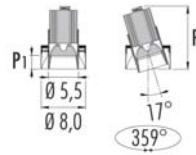
■ Led color	Nominal lm	▲ Beam spread
2 = 2700 °K	710	24°
3 = 3000 °K	760	

Housing for plasterboard Ø 9,5cm

- 1Z00.080.01 Single
- 1Z00.080.2L Double
- 1Z00.080.3L Triple

Housing for brickwork

- 1M00.080.01



- Frame
- 02 ● Black
 - 06 ○ White
 - C1 ● Copper Anodized
 - S1 ● Brass Anodized

Finishes C1 and S1 are available from 30/09/2019

	Pop PO3	P	P1
3P03.3	M.□ led IP40	10,5	0,5
3P03.3	S.□ led IP40	11,4	2,5
3P03.3	T.□ led IP40	9,4	0,5
4P03.3	M.□ led IP40 + honeycomb	11,0	0,5
4P03.3	S.□ led IP40 + honeycomb	11,9	2,5
4P03.3	T.□ led IP40 + honeycomb	9,9	0,5
3P03.3WM.□	led IP40	6,8	0,5
3P03.3WS.□	led IP40	8,8	2,5
4P03.3WM.□	led IP40 + honeycomb	7,3	0,5
4P03.3WS.□	led IP40 + honeycomb	9,3	2,5

IP40	MC-E=3	CE	▽	⊕
350m/A	LED 11W	CRI>90		
3P03.3 ■▲.□				
4P03.3 ■▲.□				
<i>With honeycomb</i>				
■ Led color	Nominal lm	▲ Beam spread		
2 = 2700 °K	1195	M = 38°		
3 = 3000 °K	1257	S = 22°		
4 = 4000 °K	1313	T = 10°		

- © (m-M) Driver
- 3KIT.350.1L** (1-1) on/off
 - 3KIT.351.40** (1-3) DALI - Push - 1...10V
Remote installation
 - 3KIT.352.15** (1-1) DALI
 - 3KIT.353.15** (1-1) Push - 1...10V
 - 3KIT.354.18** (1-1) IGBT - TRIAC

Emergency unit: (inverter + battery. Driver not included)

- 3KIT.900.01** (1-1) 1:00 hour/ore
- 3KIT.900.03** (1-1) 3:00 hours/ore

IP40	DimToWarm	CE	▽	⊕
220V ÷ 240V	LED 6W	CRI 95 <i>Driver included</i>		
3P03.3W ▲.□	dimm IGBT - TRIAC			
4P03.3W ▲.□	dimm IGBT - TRIAC			
<i>With honeycomb</i>				
■ Led color	Nominal lm	▲ Beam spread		
W= max 3000 °K	max 445 lm	M = 30°		
min. 1800 °K	min. 10 lm	S = 18°		

Housing for plasterboard ↻ Ø 9,5cm

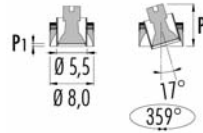
- **1Z00.080.01** Single
- **1Z00.080.2L** Double
- **1Z00.080.3L** Triple

Housing for brickwork

- **1M00.080.01**

(m-M) = min. Led unit - Max Led unit.
Led and Emergency unit, warranty only when used together with driver bought from Oty srl.

Pop 03 NaNo Ø 8,0 trimless (for plasterboard and brickwork)



Pop NaNo N03		P	P1
3N03.210.□	GU10	9,1	0,5
3N03.211.□	GU10 led	—	0,5
4N03.211.□	GU10 led + honeycomb	—	0,5
3N03.220.□	GU5.3	7,5	0,5
4N03.220.□	GU5.3 led + honeycomb	—	0,5
3N03.K■S.□	led 9,5W IP40	10,0	0,5
4N03.K■S.□	led 9,5W IP40 + honeycomb	10,5	0,5

Frame	
02	Black
06	White
C1	Copper Anodized
S1	Brass Anodized

Finishes C1 and S1 are available from 30/09/2019

IP20

220V ÷ 240V

3N03.210.□ GU10 max 50W

3N03.211.□ GU10 led

4N03.211.□ GU10 led

With honeycomb

IP20

12V

3N03.220.□ GU5.3 max 50W

4N03.220.□ GU5.3 led

With honeycomb

3KIT.201.050 max 50VA

Dimmable gear: IGBT

IP40 Flicker < 20%

220V ÷ 240V

LED 9,5W CRI>90

3N03.K■S.□ dimm IGBT - TRIAC

4N03.K■S.□ dimm IGBT - TRIAC

With honeycomb

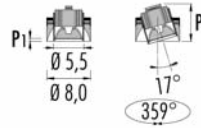
Led color	Nominal lm	Beam spread
2 = 2700 °K	710	24°
3 = 3000 °K	760	

Housing for plasterboard Ø 9,5cm

- 1Z00.080.01 Single
- 1Z00.080.2L Double
- 1Z00.080.3L Triple

Housing for brickwork

- 1M00.080.01



□	Frame
02 ●	Black
06 ○	White
C1 ●	Copper Anodized
S1 ●	Brass Anodized

Available from 30/09/2019

	Pop	NaNo	N03	P	P ₁
3N03.3 ■ M. □	led	IP40		7,8	0,5
3N03.3 ■ S. □	led	IP40		6,8	0,5
3N03.3 ■ T. □	led	IP40		6,8	0,5
4N03.3 ■ M. □	led	IP40 + honeycomb		8,3	0,5
4N03.3 ■ S. □	led	IP40 + honeycomb		7,3	0,5
4N03.3 ■ T. □	led	IP40 + honeycomb		7,3	0,5

IP40	MC-E=3	CE
250m/A	LED 8W	CRI>90
3N03.3 ■ M. □		
4N03.3 ■ M. □		
With honeycomb		
■ Led color	Nominal lm	▲ Beam spread
2 = 2700 °K	779	M = 38°
3 = 3000 °K	819	S = 22°
4 = 4000 °K	855	T = 10°

© (m-M)	Driver
3KIT.250.1L (1-1)	on/off
3KIT.251.28 (1-3)	DALI - Push - 1...10V Remote installation
3KIT.252.12 (1-1)	DALI
3KIT.253.13 (1-1)	Push - 1...10V
3KIT.254.12 (1-1)	IGBT - TRIAC

Emergency unit: (inverter + battery. Driver not included)

3KIT.900.01 (1-1)	1:00 hour/ore
3KIT.900.03 (1-1)	3:00 hours/ore

Housing for plasterboard Ø 9,5cm

●	1Z00.080.01	Single
●●	1Z00.080.2L	Double
●●●	1Z00.080.3L	Triple

Housing for brickwork

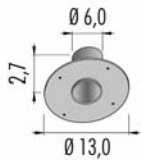
●	1M00.080.01
---	-------------

(m-M) = min. Led unit - Max Led unit.
Led and Emergency unit, warranty only when used
together with driver bought from Oty srl.

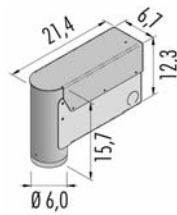


Z00.055.01
Housing for plasterboard

POP P01 Ø 5,5
 POP P01 NaNo Ø 5,5
 POP P01 Bulb Ø 6,0
 POP P01 Bulb Ø 9,5
 POP P02 Ø 5,5



1Z00.055.01
Ø 6,5 cm

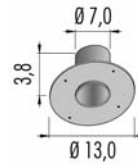


1M00.055.01

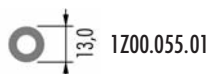


Z00.060.01
Housing for plasterboard

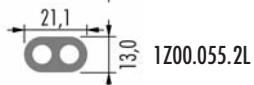
Pop P03 Ø 6,0
 Pop P03 NaNo Ø 6,0



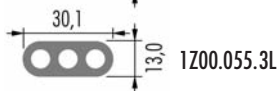
1Z00.060.01
Ø 7,6 cm



1Z00.055.01



1Z00.055.2L



1Z00.055.3L

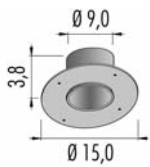


Pop P03 Ø 8,0

Z00.080.01

Housing for plasterboard

- Pop P03 Ø 8,0
- Pop P03 NaNo Ø 8,0
- Pop P04 Ø 8,0
- Pop P12 Ø 3,0



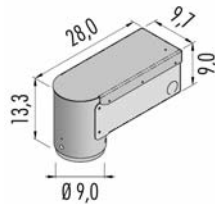
1Z00.080.01

Ø 9,5 cm

M00.080.01

Housing for brickwork

- Pop P03 Ø 8,0
- Pop P03 NaNo Ø 8,0
- Pop P12 Ø 3,0



1M00.080.01

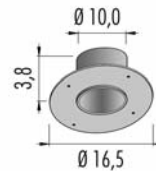


Pop PX3 Ø 10,0

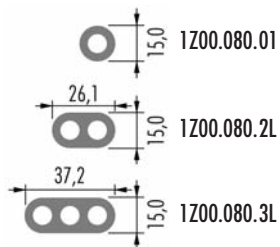
Z00.100.01

Housing for plasterboard

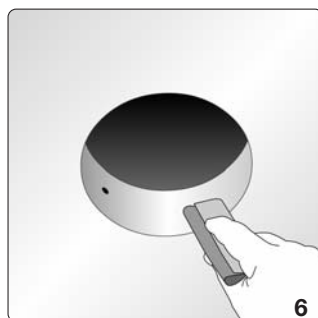
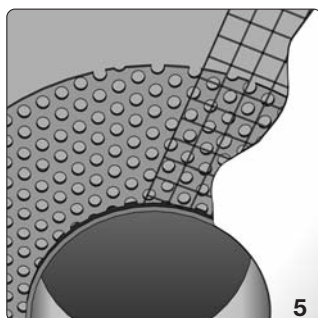
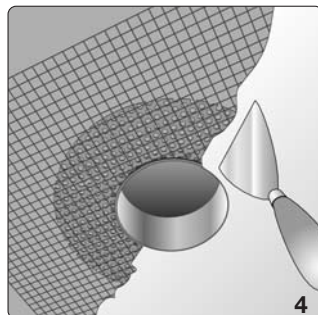
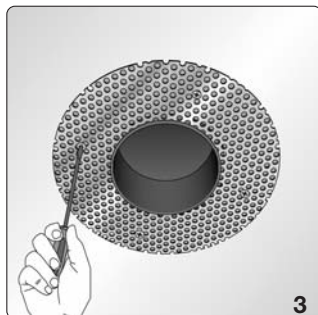
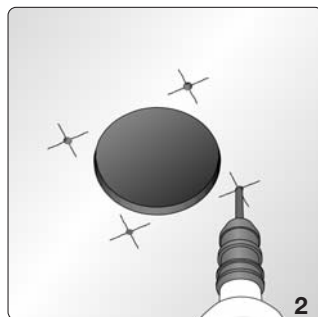
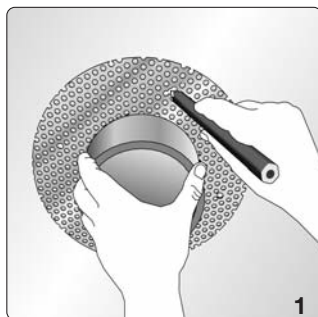
- Pop PX3 Ø 10,0
- Pop PX3 NaNo Ø 10,0
- Pop PY3 Ø 10,0
- Pop PY3 NaNo Ø 10,0
- Pop PZ3 Ø 10,0



1Z00.100.01



Pop installation on plasterboard



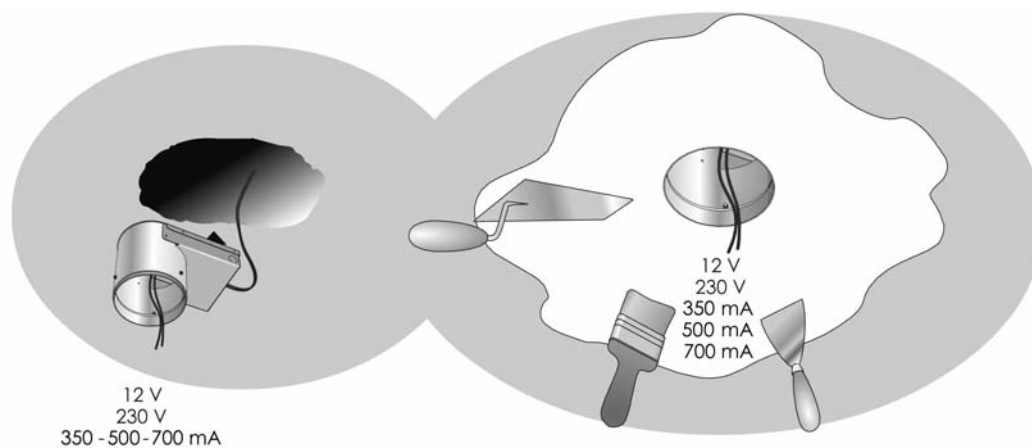
- 1) once pointed the position of the lamp mark the fixing holes for the housing
- 2) make the hole for the housing and the holes for the fixing rawlplugs
- 3) fix the screws of the housing to the ceiling plasterboard
- 4) apply the proper grasping net
- 5) plaster and trim the compensating 2 mm gap
- 6) keep clean the inside of the housing

Z00.030.01
Z00.040.01
Z00.055.XX
Z00.060.01
Z00.080.XX
Z00.120.XX
Z00.125.XX
Z00.170.XX
K00.170.01
Z00.070.01
Z00.043.01

Pop installation on brickwork

Form a recess in the ceiling for the brickwork housing.
Insert the power cables in to the brickwork housing and complete the ceiling with plaster finish.
Keep the inside brickwork housing clean. Install the item into the housing.

M00.030.01
M00.055.01
M00.080.01
M00.120.01
M00.125.01
M00.170.01
M00.070.01



Vademecum

MC-E

MacAdams step:

é un parametro attraverso il quale si definisce il grado di decadimento del colore della luce di una sorgente led nel tempo.

Lo step 3 rappresenta ad oggi il livello di decadimento più basso.

it is a parameter which defines the deterioration degree of the colour of the light coming from a led source during its life. Step 3 is nowadays the lower deterioration level.

es ist ein Parameter, der der Verschlechterungsgrad der Lichtfarbe eines Led Leuchtmittels während seines Lebens bestimmt. Step 3 ist heutzutage das niedrigste Verschlechterungsniveau.

Est un paramètre avec le quel on défini le degré de détérioration de la couleur de la lumière d'une source led dans le temps. Aujourd'hui le Step 3 est le niveau de détérioration le plus bas.

el es un parámetro que define el grado de deterioración del color de la luz de una fuente led en el tiempo. El step 3 representa hoy el nivel de deterioración más bajo.

CRI

Indice di resa cromatica di una sorgente luminosa, e misura di quanto naturali appaiano i colori degli oggetti da essa illuminati.

Colour Rendering Index of a light source and measure indicating how natural the colours of objects appear when enlightened from it.

Farbwiedergabeindex einer Lichtquelle und Maß, das, wie nach der Natur die Farben der Objekten sich herausstellen, wenn sie von dieser Lichtquelle beleuchtet sind, anzeigt.

Indice de rendu des couleurs d'une source lumineuse et mesure qui indique la pureté des couleurs des objets éclairés par cette source.

Indice de rendimiento lumínico de una fuente luminosa, y medida de lo natural del color de los objetos iluminados con dicha fuente.

lm

Il lumen è l'unità di misura del flusso luminoso di una sorgente luminosa.

Lumen is the unit of the light flux of a light source.

Lumen ist ein Maß der Strahlengang einer Lichtquelle.

Le lumen est l'unité de mesure du flux d'éclairage d'une source lumineuse.

El lumen es la unidad de medida del flujo luminoso de una fuente luminosa.

lx

Il lux è l'unità di misura per l'illuminamento di un'area piana.

Un lux è pari a un lumen fratto un metro quadrato.

Lux is the unit for the lighting of a flat area. One lux is equal to one lumen divided per one square meter.

Lux ist ein Maß für die Beleuchtung einer ebenen Oberfläche.

Ein lux ist gleich ein lumen geteilt durch einen quadratischen Meter.

Le lux est l'unité de mesure pour l'illumination d'une zone plane. Un lux correspond à un lumen divisé par mètre carré.

El lux es la unidad de medida de iluminación de una superficie. Un lux es equivalente a un lumen por metro cuadrado.



Classe I: Le componenti elettriche accessibili sono collegate ad un conduttore di terra.

Class I: Only basic insulation, accessible conductors are earthed. Earthing compulsory.

Klasse I: Grundisolation leitenden; berührbare Metallteile sind mit Schutzerdung verbunden. Schutzerdung vorgeschrieben.

Classe I: Seulement isolation de base, les parties conductrices accessibles sont reliées à un conducteur terre. Mise à la terre obligatoire.

Clase I: Sólo aislamiento fundamental; además, las partes conductoras accesibles están conectados a un conductor de tierra. Puesta a tierra indispensable.



Classe II: Messa a terra esclusa, sostituita da cavi elettrici con un isolamento rinforzato.

Class II: basic insulation plus second insulation or both are replaced by reinforced insulation. Earthing excluded

Klasse II: Entweder zu der Grundisolation kommt noch eine zweite Isolierung hinzu oder ist eine verstrebtten Isolierung vorgesehen.

Classe II: Soit à l'isolation, soit ces deux dernières sont remplacées par une isolation renforcée. Mise à la terre: excluse.

Clase II: Al aislamiento fundamental se añade un segundo aislamiento, o bien los dos aislamientos se reemplazan por un aislamiento reforzado.



Classe III: Alimentazione a bassa tensione, inferiore a 50V-50Hz. Messa a terra non prevista.

Class III: Low tension inferior to 50V-50Hz. No ground cable.

Klasse III: Niedervolt < 50V-50 Hz, ohne Erdung

Classe III: Alimentation de sécurité à basse tension.

Ne doit en aucun cas être utilisée pour des tensions supérieures à 50V-50Hz. mise à la terre.

Clase III: Alimentación de baja tensión, inferior a 50V-50Hz. Toma de tierra no prevista.



Apparecchio con caratteristiche per il montaggio diretto su superfici normalmente infiammabili (EN 60 598/VDE 0711).

Device which can be mounted on flammable surfaces (EN 60 598/VDE 0711).

Aparato con características para el montaje directo sobre superficies normalmente inflamables (EN 60 598/VDE 0711).



Prodotto conforme alle direttive europee.

Products complying with the Eur. Comm. rules.

Produkt gemaess den EU-Normen.

Producido conforme a las directivas europeas.

IP identification

- Ⓒ** Driver incluso
Driver included
Treiber mitgeliefert
Driver fourni
Driver incluido
- Ⓒ** Driver non incluso
Driver not included
Treiber nicht mitgeliefert
Driver non fourni
Driver excluido
- Ⓓ** lampadina inclusa
including bulb
Leuchtmittel inklusiv
ampoule comprise
bombilla incluida
- Ⓓ** trasformatore incluso
transformer included
Trafo mitgeliefert
transformateur fournie
transformador incluido
- Ⓓ** trasformatore non incluso
transformer not included
Trafo nicht mitgeliefert
transformateur non fournie
transformador excluido
- IP0X** nessuna protezione
no protection
kein Schutz
non protégé
sin protección
- IP1X** protezione contro corpi estranei $\geq 50\text{mm}$
protection against solid objects $\geq 50\text{mm}$
Schutz gegen Fremdkörpern $\geq 50\text{mm}$
protection contre des corps étrangers $\geq 50\text{mm}$
protegido contra objetos extraños $\geq 50\text{mm}$
- IP2X** protezione contro corpi estranei $\geq 12\text{mm}$
protection against solid objects $\geq 12\text{mm}$
Schutz gegen Fremdkörpern $\geq 12\text{mm}$
protection contre des corps étrangers $\geq 12\text{mm}$
protegido contra objetos extraños $\geq 12\text{mm}$
- IP3X** protezione contro corpi estranei $\geq 2,5\text{mm}$
protection against solid objects $\geq 2,5\text{mm}$
Schutz gegen Fremdkörpern $\geq 2,5\text{mm}$
protection contre des corps étrangers $\geq 2,5\text{mm}$
protegido contra objetos extraños $\geq 2,5\text{mm}$
- IP4X** protezione contro corpi estranei $\geq 1\text{mm}$
protection against solid objects $\geq 1\text{mm}$
Schutz gegen Fremdkörpern $\geq 1\text{mm}$
protection contre des corps étrangers $\geq 1\text{mm}$
protegido contra objetos extraños $\geq 1\text{mm}$
- IP5X** protezione da polvere
dust-protected
Staubgeschützt
protection contre la poussière
aparato protegido contra el polvo
- IP6X** stagno alla polvere
dust-proof
Staubdicht
hermétique à la poussière
aparato totalmente protegido contra el polvo
- IPX0** nessuna protezione
no protection
kein Schutz
non protégé
sin protección
- IPX1** protezione contro caduta acqua verticale
protected against water drops falling vertically
Schutz gegen Wassertropfen, die senkrecht herabfallen
protégé contre les gouttes d'eau tombant verticalement
protegido contra la caída de gotas de agua
- IPX2** protezione contro caduta di gocce oblique a 15°
protected against water drops max inclination 15°
Schutz gegen Wassertropfen, die senkrecht herabfallen Neigung 15°
protégé contre les gouttes d'eau à inclinaison maximale de max 15°
protegido contra la caída de gotas de agua con inclinación max 15°
- IPX3** protezione contro caduta di gocce oblique a 60°
protected against water drops max inclination 60°
Schutz gegen Wassertropfen, die senkrecht herabfallen Neigung 60°
protégé contre les gouttes d'eau à inclinaison de max 60°
protegido contra la caída de gotas de agua con inclinación max 60°
- IPX4** protezione contro spruzzi d'acqua
protected against sprinkling water
Spritzwassergeschützt
protégé contre les éclaboussures
aparato protegido contralasalpicaduras
- IPX5** protezione contro getti d'acqua
protected against water jets
Wasserstrahlgeschützt
protégé contre les gouttes d'eau
aparato totalmente protegido contra los chorros de agua
- IPX6** protezione contro inondazioni
Protected against flooding
Überschwemmunggeschützt
rotected against flooding
aparato totalmente protegido contra
- IPX7** protezione per immersione temporanea
protected against brief immersions
gegen kurzen Tauchen geschützt
hermétique à la immersion
aparato totalmente protegido contra la sumersión
- IPX8** protezione per immersione costante
protected against long immersion
Tauchengeschützt
protégé pour des immersions prolongées
aparato totalmente protegido contra la larga imersión